

Unicorns Uncovered

Week 2



Lesson 1

Activity 1

Let's work on our sentences! You will need a piece of paper or a note pad, and something to write with, or a computer.

The Substitution Game

In this sentence from The River Unicorn text, the writer has picked **three** parts of the unicorn to describe in detail.

*It has a **sandy-brown** coat, a **mane** **like sea foam**, and a transparent **horn** **that seems to ripple and flow when the light catches it**.*

Extra detail has been added in three different ways:

1. two colours have been grouped together into a compound adjective (by using a hyphen) to make a more accurate description: **sandy-brown**;
2. a simile with 'like' is used to describe the mane: **like sea foam**;
3. the phrase **that seems to** is used to add a relative clause for extra detail.


Below you will find a word bank related to colours and texture. Try creating more vivid colour descriptions by combining words on the left with words on the right and joining them with a hyphen to make a compound adjective. Play around with different combinations and see which ones sound good. I have done two examples for you: *burnt-orange*; *cloudy-white*

rusty	pink
sea	black
dusty	grey
creamy	turquoise
misty	blue
midnight	green
smoky	red
murky	purple

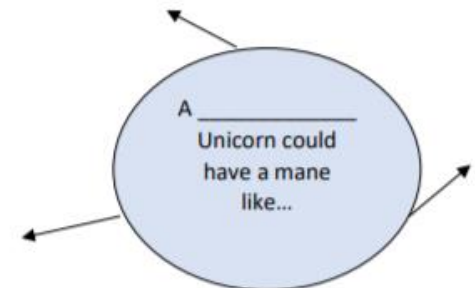
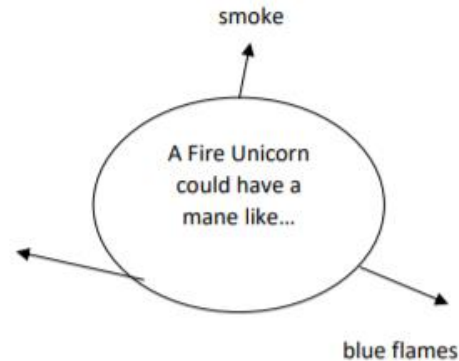
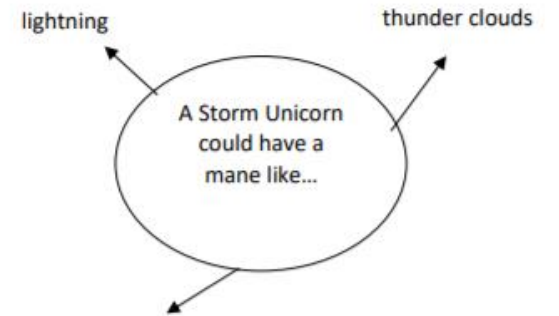
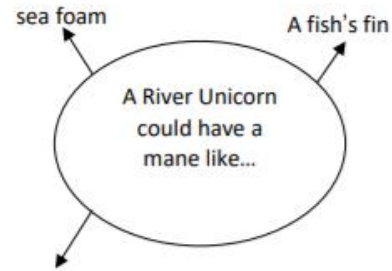
Activity 2

2. Adding details with a simile

A 'mane' is the word used to describe the long hair at the top of an animal's neck. Horses, unicorns, giraffes and some monkeys have manes.



Let's think about other unicorns and what their manes could look like. Can you add any more ideas? Add more arrows if you need to. You could make up your own unicorn in the blue circle and add some ideas there too.



Lesson 2

Activity 1

Short-burst writing - poetry

Unicorns are thought to be kind and gentle creatures. They are usually described as being shy, but when they do meet humans they are often helpful and generous. Sometimes they save lives. Imagine if you had your very own unicorn to look after you and keep you happy. That would be very special indeed. That is what this poem is about:

My Unicorn

My unicorn carries me to the corners of the world,
while I rest on its back in blankets,
dreaming.

My unicorn listens with a careful ear,
while my woes flow fast,
settling.

My unicorn reads me stories of other lands
while I paint with the words,
imagining.

My unicorn runs alongside me and shares its strength
while mine ebbs away,
slowly.

My unicorn protects and heals those who are close
while I watch,
thankful.

Can you spot the pattern in the poem? You can follow the pattern to write your own, or you can follow your own pattern. You could also write a 'free verse' poem and just let the ideas flow, following no structure at all. Remember, a poem doesn't have to rhyme.

My unicorn **carries** me to the corners of the world, – use a verb here to have the unicorn do something

while I rest on its back in blankets, – use 'while I' to show what you are doing or thinking

dreaming – use any word here to show a feeling, thought or to give a sense of the mood

Now have a go at writing your poem on a separate piece of paper.

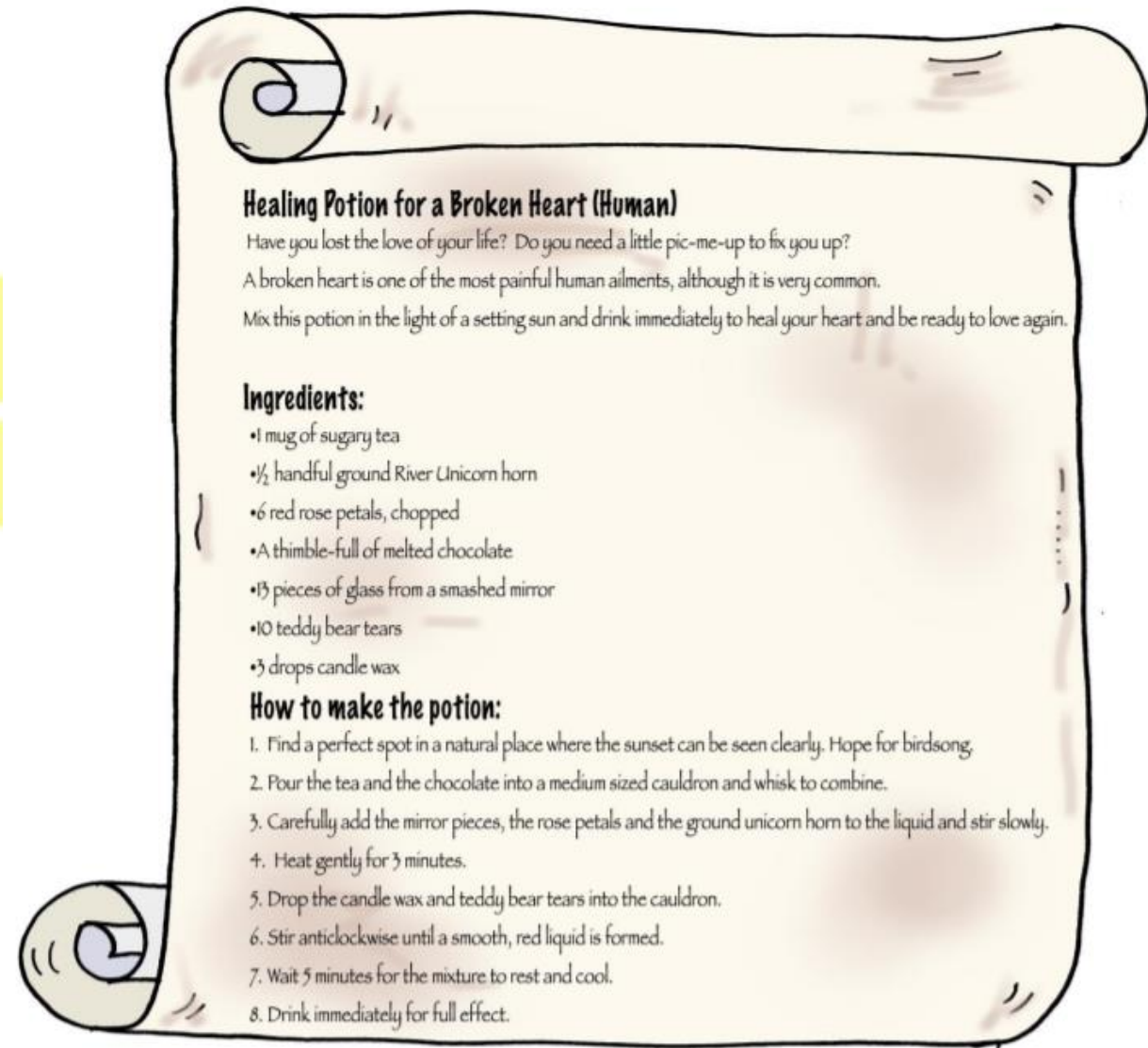
Lesson 3

Activity 1 Read the recipe.

Short-burst writing: potion instructions

In our page from Professor Dame Folklore's book, it tells us that the River Unicorn's horn has healing powers: When ground into powder and mixed with the correct ingredients, the horn can heal almost all human ailments.

Here is a recipe for a magic potion to heal a broken heart. One of the ingredients is the River Unicorn's horn.



After you have consumed the potion, return home and have a lovely long sleep. When you wake up the next day, your heart will be fully restored and ready to love again.

Lesson 3

Activity 2



Can you write a magic potion? What do you want your potion to do? Make sure you include the powerful unicorn horn!

When we write, we start by getting all our ideas out. We can then pick the best ones. Follow these writing tips and you will soon have lots of wonderful ideas to write your potion.

Writing tip 1.

When I was thinking about my ingredients, I thought of all the words related to 'love' that I could and jotted them down. That might be a good place to start. Write ideas about your potion.



to

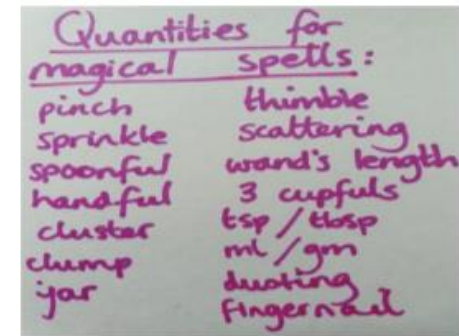
Writing tip 2.

This potion recipe is a form of instructional writing. When we write instructions, we use 'imperative verbs' to tell the reader what to do. It can be helpful to write a list of these too.



Writing tip 3.

Recipes need all sorts of 'quantities' for the reader to measure the ingredients. To make your spell or potion more interesting, you could also gather some of these words before you start.



Would you like your potion to heal something such as a broken leg, heart or a help cure a cold? Or you could think about something positive that you would like to be able to do like fly, go invisible or speak to animals.

Now have a go at writing and decorating your potion.

Lesson 4

Activity 1

Fun with dens

In our text, it says that the River Unicorn sleeps in a den under the roots of ancient willow trees.

A den is a secret place where you can hide, rest, read a book or play a game. Have you ever made a den? Why not have a go? Here are some ideas that might be useful for you to build one:

- unused boxes and packaging
- blankets and sheets
- bits of cardboard
- battery powered fairy lights (ask an adult)
- old party decorations
- cushions and pillows
- large suitcases
- sofa cushions

You can build dens around larger pieces of furniture like tables and sofas.



Make sure you tell a grown up where and how you are planning to build your den. They have probably made a den before and will have lots of ideas for you.